

Signify Classified - Internal
Cooper Lighting Solutions Photometric Lab
1121 Highway 74 South
Peachtree City, GA 30269



Scaled data based on original data using
LM-79-08 Approved Method: Electrical and Photometric Measurements of Solid-
State Lighting Products

Test Report Prepared for
Cooper Lighting Solutions
(formerly Eaton)

Brand: INVUE

Report Number: P868816

Luminaire Tested: **EMM2-HSN-SA1A-740-U-T2R**

Issue Date: 08/22/2024



Test Information

Test Method: LM-79-08
Report Number: P868816
Test Lab: INNOVATION CENTER(G3)
Issue Date: 08/22/2024
Manufacturer: COOPER LIGHTING SOLUTIONS (FORMERLY EATON)
Product Line: INVUE
Catalog Number: EMM2-HSN-SA1A-740-U-T2R
Description: EPIC MODERN SHORT HOUSING DISCRETE LED ARRAYS 40W 70CRI 4000K
FITXURE w/ TYPE II ROADWAY DISTRIBUTION OPTIC
Light Source: (10) 4000K CCT, 70 CRI LEDS
Ballast/Driver: ELECTRONIC DRIVER

Summary

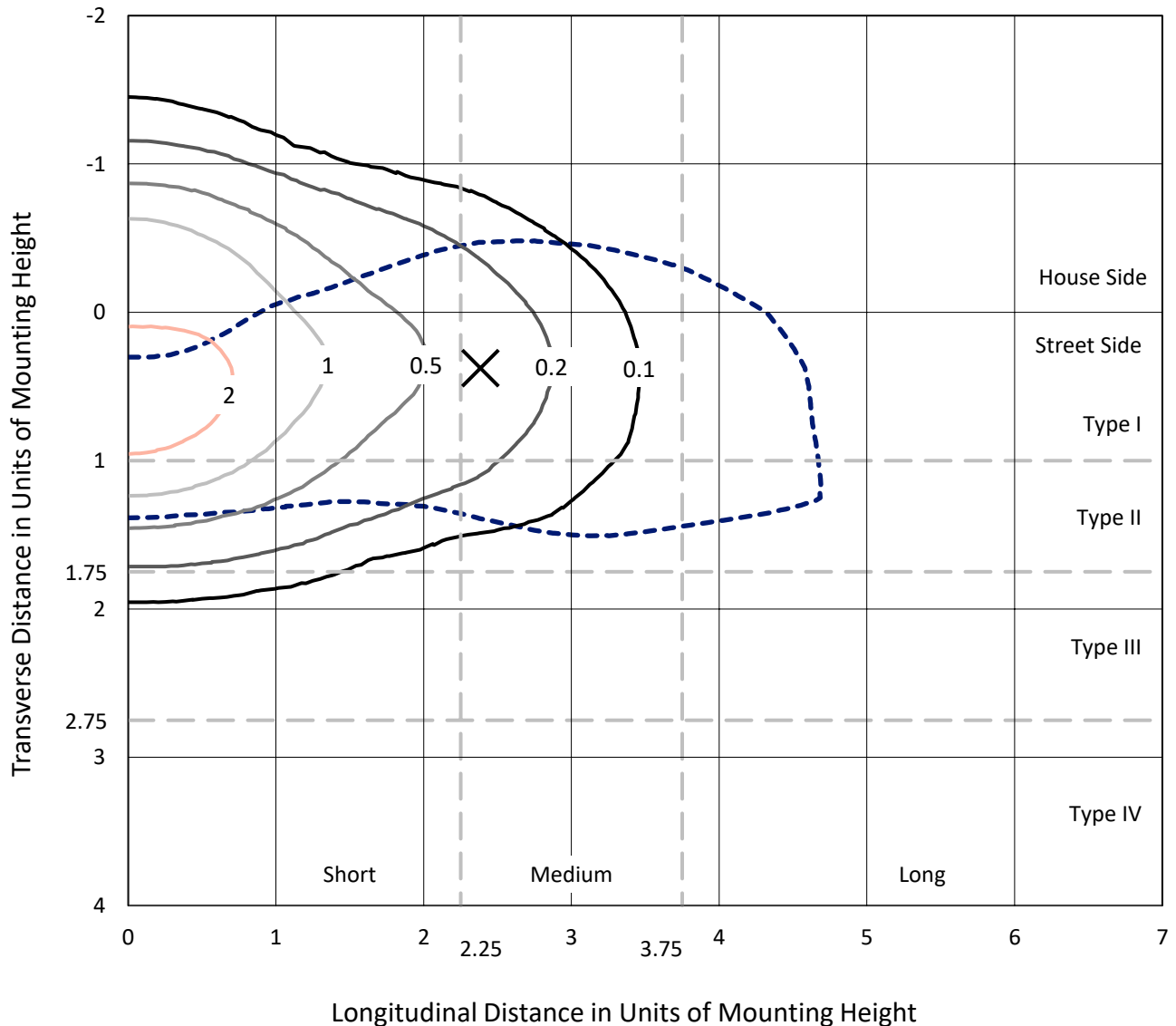
Lumens per Lamp: N/A
Luminaire Lumens: 4983 lumens
Efficiency: N/A
Efficacy: 151.9 lumens/watt
Luminous Opening: Rectangular (W 0.33' x L: 0.33' x H: 0')
IES Classification: Type II - Medium
BUG Rating: B1 - U0 - G1

Input Watts (W): 32.8
Input Voltage (V): 120
Input Current (A_{in}): NR
Voltage Rise (V): NR
Power Factor: 0.99
Total Harmonic Distortion (THDi): 9.76%
Frequency (hertz): 60
Stabilization Time: NR
Operation Time: NR
Ambient Temperature (°C): NR
Test Distance: 24 FT

REPORT NUMBER: P868816
 CATALOG NUMBER: EMM2-HSN-SA1A-740-U-T2R

Iso-Footcandle Lines of Horizontal Illumination

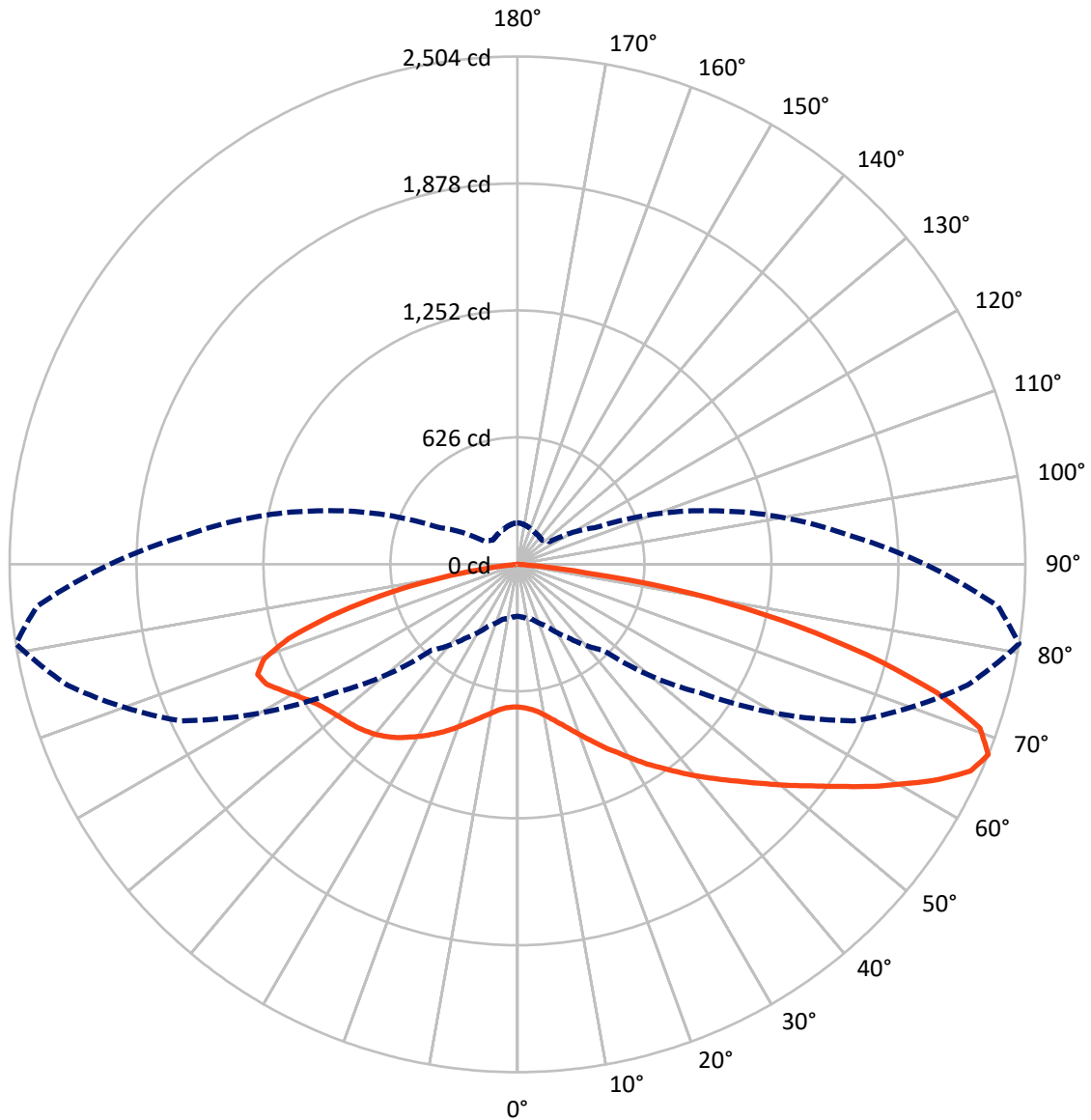
× Max cd
 - - - 1/2 Max cd



Based on 20 foot mounting height. Maximum calculated value = 3.2 fc
 Type II - Medium - N/A

REPORT NUMBER: P868816
CATALOG NUMBER: EMM2-HSN-SA1A-740-U-T2R

Luminous Intensity Polar Plot



— Vertical Plane Through 81-Deg Lateral - - - Horizontal Cone Through 67.5-Deg Vertical

REPORT NUMBER: P868816
 CATALOG NUMBER: EMM2-HSN-SA1A-740-U-T2R

FLUX DISTRIBUTION:

		Downward	Upward	Total
House Side	Lumens	1526.9	0.0	1526.9
	% Fixture	30.6	0.0	30.6
Street Side	Lumens	3456.1	0.0	3456.1
	% Fixture	69.4	0.0	69.4
Total	Lumens	4983.0	0.0	4983.0
	% Fixture	100.0	0.0	100.0

ZONAL LUMENS:

Zone	Lumens	% Fixture
0°-10°	71.7	1.4
10°-20°	254.7	5.1
20°-30°	507.2	10.2
30°-40°	796.8	16.0
40°-50°	988.2	19.8
50°-60°	966.0	19.4
60°-70°	812.4	16.3
70°-80°	516.2	10.4
80°-90°	69.7	1.4
90°-100°	0.0	0.0
100°-110°	0.0	0.0
110°-120°	0.0	0.0
120°-130°	0.0	0.0
130°-140°	0.0	0.0
140°-150°	0.0	0.0
150°-160°	0.0	0.0
160°-170°	0.0	0.0
170°-180°	0.0	0.0
0°-90°	4983.0	100.0
0°-180°	4983.0	100.0

Coefficient of Utilization

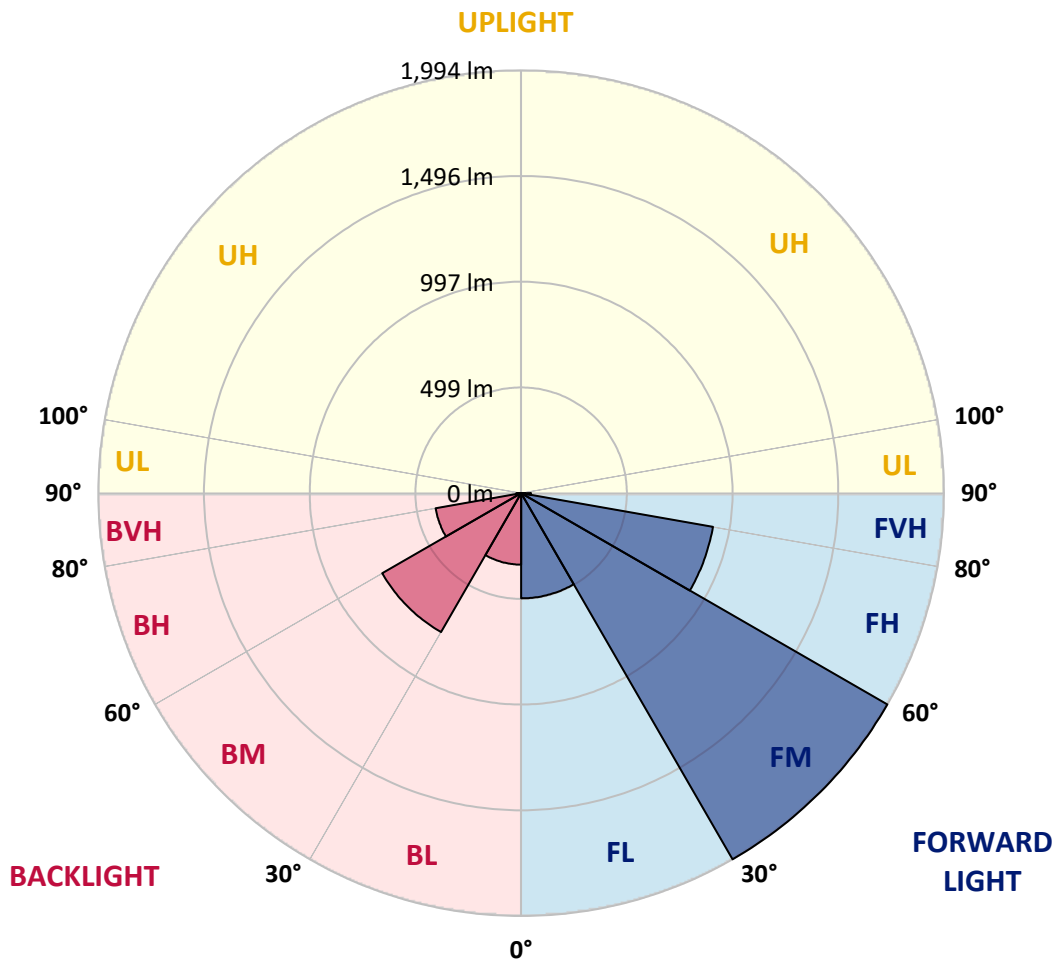


REPORT NUMBER: P868816
 CATALOG NUMBER: EMM2-HSN-SA1A-740-U-T2R

LUMINAIRE CLASSIFICATION SYSTEM LUMEN TABLE AND BUG RATING:

Zone	Lumens	% Fixture	Zone Rating/Lumen Limit		
			B	U	G
FL (0°-30°)	496.3	10.0			
FM (30°-60°)	1994.3	40.0			
FH (60°-80°)	918.7	18.4			G1/1800
FVH (80°-90°)	46.7	0.9			G1/100
BL (0°-30°)	337.3	6.8	B1/500		
BM (30°-60°)	756.8	15.2	B1/1000		
BH (60°-80°)	409.9	8.2	B1/500		G1/500
BVH (80°-90°)	23.0	0.5			G1/100
UL (90°-100°)	0.0	0.0		U0/0	
UH (100°-180°)	0.0	0.0		U0/0	

BUG Rating: B1-U0-G1
 Type II Medium





REPORT NUMBER: P868816

CATALOG NUMBER: EMM2-HSN-SA1A-740-U-T2R

CANDELA DISTRIBUTION (FULL):

	0°	5°	15°	25°	35°	45°	55°	65°	75°	81°	85°
0°	703.5	703.5	703.5	703.5	703.5	703.5	703.5	703.5	703.5	703.5	703.5
2.5°	728.2	727.2	727.2	719.3	719.3	717.3	718.3	712.4	709.4	708.4	707.5
5°	780.6	780.6	774.6	769.7	759.8	750.9	743.0	731.2	722.3	718.3	715.4
7.5°	859.6	853.7	851.7	836.9	816.1	798.4	782.6	756.9	740.1	734.1	730.2
10°	956.5	948.5	933.7	916.9	890.3	863.6	832.0	797.4	769.7	757.8	752.9
12.5°	1056.2	1045.4	1024.6	1008.8	974.2	933.7	889.3	841.8	803.3	786.5	777.6
15°	1165.9	1160.0	1135.3	1103.7	1063.2	1005.9	950.5	892.2	842.8	819.1	804.3
17.5°	1284.5	1275.6	1248.9	1210.4	1153.1	1084.9	1020.7	945.6	888.3	857.6	840.8
20°	1401.1	1399.1	1359.6	1323.0	1255.8	1170.9	1087.9	1008.8	936.7	901.1	879.4
22.5°	1531.5	1518.7	1484.1	1432.7	1352.7	1274.6	1176.8	1074.0	989.1	947.6	922.9
25°	1666.9	1665.9	1623.4	1560.2	1466.3	1367.5	1261.8	1148.1	1051.3	1000.9	968.3
27.5°	1834.8	1822.0	1767.7	1695.5	1586.8	1473.2	1350.7	1225.2	1110.6	1050.3	1010.8
30°	1982.1	1978.1	1916.9	1835.8	1714.3	1578.9	1446.5	1312.2	1180.7	1109.6	1066.1
32.5°	2101.6	2096.7	2044.3	1963.3	1832.9	1692.6	1540.4	1394.2	1250.9	1173.8	1116.5
35°	2201.4	2193.5	2139.2	2058.1	1945.5	1803.2	1641.2	1480.1	1328.0	1234.1	1179.8
37.5°	2240.9	2234.0	2189.6	2122.4	2018.6	1888.2	1732.1	1575.0	1405.0	1302.3	1241.0
40°	2226.1	2222.2	2190.6	2144.1	2065.1	1956.4	1819.0	1673.8	1492.0	1374.4	1301.3
42.5°	2156.0	2156.0	2136.2	2112.5	2073.0	1994.9	1896.1	1768.6	1576.0	1446.5	1358.6
45°	2057.2	2053.2	2046.3	2037.4	2031.5	2001.8	1946.5	1850.7	1668.8	1525.6	1427.8
47.5°	1925.7	1928.7	1923.8	1927.7	1952.4	1971.2	1968.2	1926.7	1763.7	1612.5	1495.9
50°	1719.2	1733.1	1748.9	1795.3	1845.7	1898.1	1946.5	1981.1	1875.4	1711.3	1575.0
52.5°	1463.3	1469.3	1511.7	1621.4	1729.1	1798.3	1890.2	2005.8	1974.2	1814.1	1667.9
55°	1148.1	1159.0	1223.2	1378.4	1570.0	1702.4	1810.1	1994.9	2074.9	1931.7	1776.5
57.5°	823.1	830.0	932.7	1092.8	1342.8	1565.1	1719.2	1951.4	2156.0	2065.1	1888.2
60°	584.9	597.8	664.0	820.1	1060.2	1375.4	1636.2	1888.2	2231.1	2195.5	2034.4
62.5°	431.8	438.7	485.1	598.8	796.4	1116.5	1528.5	1841.8	2280.5	2335.8	2180.7
65°	325.1	328.0	359.7	437.7	595.8	823.1	1358.6	1832.9	2308.1	2455.4	2310.1
67.5°	255.9	260.9	280.6	334.0	443.6	598.8	1106.6	1826.9	2298.2	2503.8	2378.3
70°	215.4	216.4	231.2	260.9	332.0	430.8	827.0	1738.0	2242.9	2418.8	2315.0
72.5°	186.7	186.7	193.7	217.4	266.8	326.1	563.2	1525.6	2102.6	2160.9	2095.7
75°	151.2	150.2	162.0	184.8	214.4	251.0	378.4	1155.1	1808.2	1778.5	1725.2
77.5°	131.4	130.4	140.3	160.1	176.9	200.6	258.9	749.9	1422.8	1333.9	1300.3
80°	112.6	109.7	117.6	136.4	145.2	156.1	178.8	436.7	929.8	874.4	833.9
82.5°	85.0	78.1	76.1	91.9	97.8	90.9	90.9	153.2	337.9	340.9	315.2
85°	6.9	7.9	9.9	11.9	16.8	18.8	19.8	32.6	50.4	48.4	49.4
87.5°	1.0	1.0	1.0	2.0	2.0	3.0	3.0	3.0	4.0	4.0	4.0
90°	0.0	0.0	0.0	0.0	0.0	0.0	0.0	0.0	0.0	0.0	0.0



REPORT NUMBER: P868816
 CATALOG NUMBER: EMM2-HSN-SA1A-740-U-T2R

CANDELA DISTRIBUTION (continued):

	90°	95°	105°	115°	125°	135°	145°	155°	165°	175°	180°
0°	703.5	703.5	703.5	703.5	703.5	703.5	703.5	703.5	703.5	703.5	703.5
2.5°	706.5	704.5	702.5	702.5	702.5	700.5	699.6	699.6	698.6	695.6	694.6
5°	713.4	710.4	707.5	707.5	707.5	706.5	705.5	706.5	705.5	702.5	701.5
7.5°	727.2	723.3	719.3	719.3	721.3	720.3	720.3	721.3	720.3	717.3	716.4
10°	747.0	741.1	739.1	739.1	741.1	740.1	739.1	739.1	738.1	733.1	735.1
12.5°	768.7	762.8	760.8	761.8	760.8	758.8	759.8	756.9	755.9	748.0	747.0
15°	796.4	789.5	785.5	786.5	783.5	779.6	775.6	773.7	769.7	762.8	760.8
17.5°	828.0	817.1	812.2	812.2	806.3	798.4	792.4	786.5	780.6	772.7	770.7
20°	858.6	848.8	840.8	838.9	827.0	814.2	803.3	793.4	786.5	777.6	775.6
22.5°	897.2	883.3	872.5	863.6	845.8	825.0	808.2	794.4	784.5	774.6	771.7
25°	937.7	917.9	900.1	883.3	858.6	829.0	805.3	785.5	772.7	761.8	759.8
27.5°	978.2	952.5	926.8	900.1	862.6	824.0	790.5	766.7	749.9	736.1	734.1
30°	1021.7	990.0	949.5	911.0	861.6	811.2	768.7	735.1	715.4	699.6	697.6
32.5°	1066.1	1026.6	971.3	918.9	856.7	792.4	737.1	701.5	676.8	659.0	654.1
35°	1115.5	1067.1	991.0	921.9	842.8	764.8	703.5	659.0	630.4	612.6	608.7
37.5°	1165.9	1104.7	1003.9	919.9	823.1	732.2	660.0	614.6	581.0	556.3	552.3
40°	1217.3	1139.2	1011.8	910.0	795.4	691.6	619.5	564.2	515.8	493.0	482.2
42.5°	1264.7	1170.9	1015.7	896.2	764.8	649.2	566.2	494.0	448.6	423.9	428.8
45°	1314.1	1200.5	1016.7	879.4	724.3	594.8	499.0	431.8	386.3	367.6	365.6
47.5°	1356.6	1225.2	1014.7	855.7	678.8	532.6	428.8	364.6	331.0	313.2	311.2
50°	1412.9	1252.9	1011.8	828.0	619.5	461.4	363.6	311.2	280.6	266.8	265.8
52.5°	1469.3	1283.5	1009.8	789.5	557.3	394.2	304.3	262.8	242.1	235.2	233.2
55°	1543.4	1321.0	1010.8	745.0	486.1	325.1	257.9	229.2	218.4	215.4	215.4
57.5°	1628.3	1369.5	1016.7	695.6	412.0	268.8	224.3	211.4	210.5	212.4	213.4
60°	1731.1	1433.7	1028.6	644.2	343.8	227.3	204.5	203.5	206.5	213.4	215.4
62.5°	1846.7	1503.8	1043.4	577.0	278.6	199.6	193.7	197.6	201.6	209.5	210.5
65°	1948.5	1582.9	1052.3	512.8	233.2	183.8	186.7	188.7	198.6	209.5	209.5
67.5°	2009.7	1640.2	1018.7	431.8	194.6	169.9	175.9	181.8	192.7	202.6	204.5
70°	1989.0	1621.4	904.1	335.0	165.0	157.1	164.0	172.9	183.8	195.6	201.6
72.5°	1844.7	1488.0	734.1	244.1	143.3	145.2	154.1	166.0	175.9	188.7	196.6
75°	1542.4	1242.0	529.6	175.9	125.5	133.4	147.2	157.1	164.0	167.0	168.0
77.5°	1170.9	913.0	360.6	131.4	108.7	119.6	134.4	145.2	147.2	149.2	151.2
80°	764.8	581.0	203.5	91.9	83.0	97.8	109.7	121.5	117.6	123.5	125.5
82.5°	323.1	253.9	92.9	45.5	38.5	41.5	44.5	39.5	36.6	36.6	31.6
85°	42.5	32.6	13.8	5.9	4.9	3.0	3.0	3.0	2.0	2.0	2.0
87.5°	4.0	4.0	3.0	3.0	2.0	2.0	1.0	2.0	1.0	1.0	1.0
90°	0.0	0.0	0.0	0.0	0.0	0.0	0.0	0.0	0.0	0.0	0.0

LM-79-2019: Approved Method: Electrical and Photometric Measurements of Solid-
State Lighting Products

Report Prepared for

Cooper Lighting Solutions

Streetworks

Report Number: SP1-2407-157-5

Test Date: 08/07/2024

Luminaire Tested: MEM2-HTN-SA-40-740-U-5WQ-2

Data in this report applies to families of products including MEM2-HTN-SA-40-740-U-5WQ-2

Test Information

Test Method: LM-79-2019
 Report Number: SP1-2407-157-5
 Test Lab: COOPER LIGHTING SOLUTIONS
 Photometer: SP1 - 76IN SPHERE
 Measurement Geometry: 4π
 Issue Date: 08/20/2024
 Manufacturer: COOPER LIGHTING SOLUTIONS
 Product Line: Streetworks
 Catalog Number: **MEM2-HTN-SA-40-740-U-5WQ-2**
 Description: Epic Modern Light Square 40W 5WQ Optic and Flare Trim

Spectral Parameters

CCT (K): 3915
 CIE u': 0.2262
 CIE v': 0.5044
 Duv: 0.0010
 CIE x: 0.3850
 CIE y: 0.3816
 CIE z: 0.2334
 Peak Wavelength (nm): 449
 Dominant Wavelength (nm): 578
 Purity: 30.05482
 Rf: 73.2
 Rg: 93.9

CRI (Ra):	71.0		
R1:	67.6	R9:	-38.4
R2:	78.3	R10:	48.9
R3:	87.1	R11:	65.3
R4:	69.7	R12:	40.4
R5:	67.4	R13:	69.3
R6:	69.3	R14:	92.6
R7:	79.7	R15:	59.9
R8:	48.7		



Test Conditions

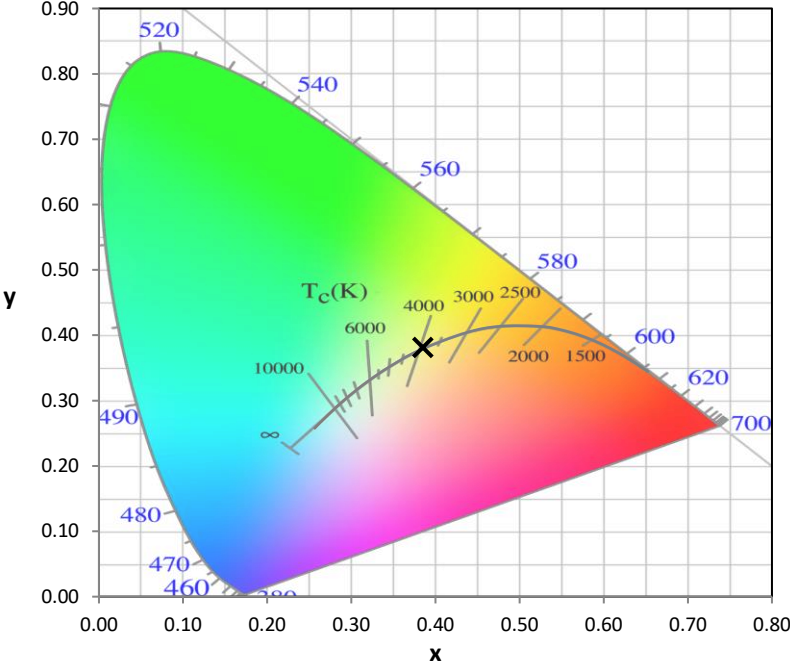
Stabilization Time: 21M
 Operation Time: 1H 21M
 Sphere Temperature (°C): 24.2

REPORT NUMBER: SP1-2407-157-5

Measurement and Test Equipment			
Instrument	Identification Number	Calibration Date	Calibration Due Date
Photometer	IN0058	6/18/2024	12/18/2024
Power Meter	INXT2011004	2/8/2024	2/8/2025
AC Power Source	IN0063	10/24/2023	10/24/2024
DC Power Source	IN0208	10/24/2023	10/24/2024
Sphere Thermometer	IN0085	10/24/2023	10/24/2024
Room Thermometer	IN0046	10/24/2023	10/24/2024

REPORT NUMBER: SP1-2407-157-5

CIE 1931 Chromaticity Diagram



CIE 1931 Chromaticity Diagram with 2017 ANSI 7-Step and 4-Step Quadrangles



Point lies inside the ANSI 4000K 4-step quadrangle

REPORT NUMBER: SP1-2407-157-5

Photopic Flux vs. Wavelength



Photopic Lumens: NR

λ (nm)	Power W [^] /nm	Lumens (φ/nm)	λ (nm)	Power W [^] /nm	Lumens (φ/nm)	λ (nm)	Power W [^] /nm	Lumens (φ/nm)	λ (nm)	Power W [^] /nm	Lumens (φ/nm)	λ (nm)	Power W [^] /nm	Lumens (φ/nm)
360	0	NR	490	112	NR	620	618	NR	750	15	NR	880	0	NR
365	0	NR	495	153	NR	625	563	NR	755	13	NR	885	0	NR
370	0	NR	500	216	NR	630	510	NR	760	11	NR	890	0	NR
375	0	NR	505	291	NR	635	456	NR	765	9	NR	895	0	NR
380	0	NR	510	366	NR	640	407	NR	770	8	NR	900	0	NR
385	0	NR	515	436	NR	645	359	NR	775	7	NR	905	0	NR
390	0	NR	520	492	NR	650	316	NR	780	6	NR	910	0	NR
395	2	NR	525	536	NR	655	277	NR	785	5	NR	915	0	NR
400	4	NR	530	567	NR	660	240	NR	790	4	NR	920	0	NR
405	7	NR	535	596	NR	665	208	NR	795	4	NR	925	0	NR
410	12	NR	540	619	NR	670	179	NR	800	3	NR	930	0	NR
415	25	NR	545	644	NR	675	154	NR	805	3	NR	935	0	NR
420	51	NR	550	671	NR	680	133	NR	810	3	NR	940	0	NR
425	100	NR	555	701	NR	685	114	NR	815	2	NR	945	0	NR
430	180	NR	560	735	NR	690	98	NR	820	2	NR	950	0	NR
435	315	NR	565	768	NR	695	83	NR	825	2	NR	955	0	NR
440	514	NR	570	798	NR	700	71	NR	830	1	NR	960	0	NR
445	828	NR	575	825	NR	705	61	NR	835	1	NR	965	0	NR
450	992	NR	580	843	NR	710	52	NR	840	1	NR	970	0	NR
455	652	NR	585	848	NR	715	44	NR	845	1	NR	975	0	NR
460	382	NR	590	844	NR	720	38	NR	850	1	NR	980	0	NR
465	282	NR	595	826	NR	725	32	NR	855	1	NR	985	0	NR
470	180	NR	600	800	NR	730	28	NR	860	1	NR	990	0	NR
475	119	NR	605	762	NR	735	24	NR	865	1	NR	995	0	NR
480	101	NR	610	719	NR	740	20	NR	870	1	NR	1000	0	NR
485	98	NR	615	669	NR	745	17	NR	875	0	NR			

REPORT NUMBER: SP1-2407-157-5

Scotopic Flux vs. Wavelength



Scotopic Lumens: NR

S/P: 1.49

λ (nm)	Power W [^] /nm	Lumens (φ/nm)	λ (nm)	Power W [^] /nm	Lumens (φ/nm)	λ (nm)	Power W [^] /nm	Lumens (φ/nm)	λ (nm)	Power W [^] /nm	Lumens (φ/nm)	λ (nm)	Power W [^] /nm	Lumens (φ/nm)
360	0	NR	490	112	NR	620	618	NR	750	15	NR	880	0	NR
365	0	NR	495	153	NR	625	563	NR	755	13	NR	885	0	NR
370	0	NR	500	216	NR	630	510	NR	760	11	NR	890	0	NR
375	0	NR	505	291	NR	635	456	NR	765	9	NR	895	0	NR
380	0	NR	510	366	NR	640	407	NR	770	8	NR	900	0	NR
385	0	NR	515	436	NR	645	359	NR	775	7	NR	905	0	NR
390	0	NR	520	492	NR	650	316	NR	780	6	NR	910	0	NR
395	2	NR	525	536	NR	655	277	NR	785	5	NR	915	0	NR
400	4	NR	530	567	NR	660	240	NR	790	4	NR	920	0	NR
405	7	NR	535	596	NR	665	208	NR	795	4	NR	925	0	NR
410	12	NR	540	619	NR	670	179	NR	800	3	NR	930	0	NR
415	25	NR	545	644	NR	675	154	NR	805	3	NR	935	0	NR
420	51	NR	550	671	NR	680	133	NR	810	3	NR	940	0	NR
425	100	NR	555	701	NR	685	114	NR	815	2	NR	945	0	NR
430	180	NR	560	735	NR	690	98	NR	820	2	NR	950	0	NR
435	315	NR	565	768	NR	695	83	NR	825	2	NR	955	0	NR
440	514	NR	570	798	NR	700	71	NR	830	1	NR	960	0	NR
445	828	NR	575	825	NR	705	61	NR	835	1	NR	965	0	NR
450	992	NR	580	843	NR	710	52	NR	840	1	NR	970	0	NR
455	652	NR	585	848	NR	715	44	NR	845	1	NR	975	0	NR
460	382	NR	590	844	NR	720	38	NR	850	1	NR	980	0	NR
465	282	NR	595	826	NR	725	32	NR	855	1	NR	985	0	NR
470	180	NR	600	800	NR	730	28	NR	860	1	NR	990	0	NR
475	119	NR	605	762	NR	735	24	NR	865	1	NR	995	0	NR
480	101	NR	610	719	NR	740	20	NR	870	1	NR	1000	0	NR
485	98	NR	615	669	NR	745	17	NR	875	0	NR			

REPORT NUMBER: SP1-2407-157-5

Melanopic Flux vs. Wavelength



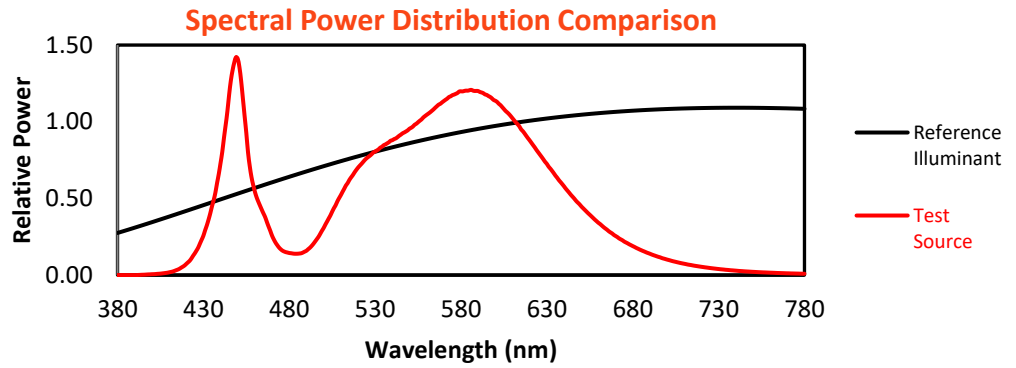
Melanopic Lumens: NR

M/P: 2.88

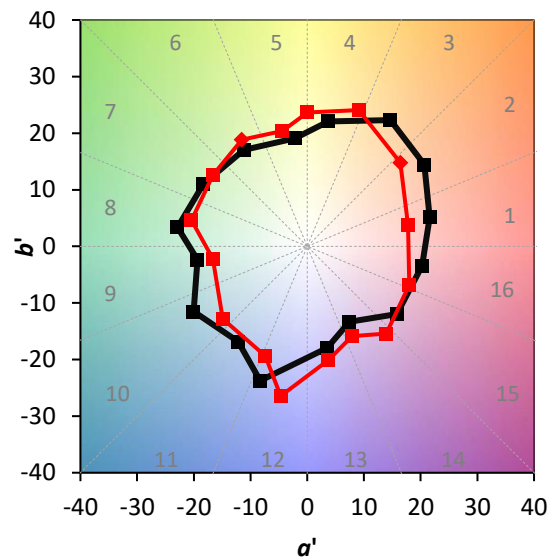
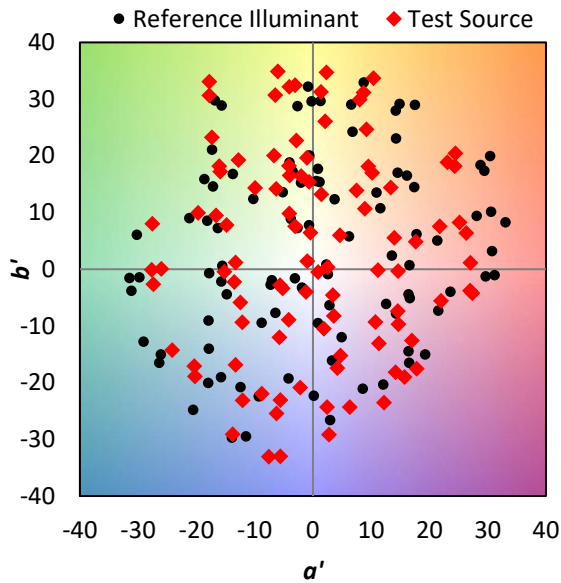
λ (nm)	Power W [^] /nm	Lumens (φ/nm)	λ (nm)	Power W [^] /nm	Lumens (φ/nm)	λ (nm)	Power W [^] /nm	Lumens (φ/nm)	λ (nm)	Power W [^] /nm	Lumens (φ/nm)	λ (nm)	Power W [^] /nm	Lumens (φ/nm)
360	0	NR	490	112	NR	620	618	NR	750	15	NR	880	0	NR
365	0	NR	495	153	NR	625	563	NR	755	13	NR	885	0	NR
370	0	NR	500	216	NR	630	510	NR	760	11	NR	890	0	NR
375	0	NR	505	291	NR	635	456	NR	765	9	NR	895	0	NR
380	0	NR	510	366	NR	640	407	NR	770	8	NR	900	0	NR
385	0	NR	515	436	NR	645	359	NR	775	7	NR	905	0	NR
390	0	NR	520	492	NR	650	316	NR	780	6	NR	910	0	NR
395	2	NR	525	536	NR	655	277	NR	785	5	NR	915	0	NR
400	4	NR	530	567	NR	660	240	NR	790	4	NR	920	0	NR
405	7	NR	535	596	NR	665	208	NR	795	4	NR	925	0	NR
410	12	NR	540	619	NR	670	179	NR	800	3	NR	930	0	NR
415	25	NR	545	644	NR	675	154	NR	805	3	NR	935	0	NR
420	51	NR	550	671	NR	680	133	NR	810	3	NR	940	0	NR
425	100	NR	555	701	NR	685	114	NR	815	2	NR	945	0	NR
430	180	NR	560	735	NR	690	98	NR	820	2	NR	950	0	NR
435	315	NR	565	768	NR	695	83	NR	825	2	NR	955	0	NR
440	514	NR	570	798	NR	700	71	NR	830	1	NR	960	0	NR
445	828	NR	575	825	NR	705	61	NR	835	1	NR	965	0	NR
450	992	NR	580	843	NR	710	52	NR	840	1	NR	970	0	NR
455	652	NR	585	848	NR	715	44	NR	845	1	NR	975	0	NR
460	382	NR	590	844	NR	720	38	NR	850	1	NR	980	0	NR
465	282	NR	595	826	NR	725	32	NR	855	1	NR	985	0	NR
470	180	NR	600	800	NR	730	28	NR	860	1	NR	990	0	NR
475	119	NR	605	762	NR	735	24	NR	865	1	NR	995	0	NR
480	101	NR	610	719	NR	740	20	NR	870	1	NR	1000	0	NR
485	98	NR	615	669	NR	745	17	NR	875	0	NR			

Summary

$R_f = 73.2$
 $R_g = 93.9$
 CIE $R_a = 71.0$
 $R_g = -38.4$



Color Vector Graphics



Individual Sample Fidelity Index ($R_{f,i}$)

CES01 = 85	CES26 = 61	CES51 = 88	CES76 = 50
CES02 = 61	CES27 = 88	CES52 = 87	CES77 = 69
CES03 = 30	CES28 = 81	CES53 = 77	CES78 = 53
CES04 = 70	CES29 = 65	CES54 = 84	CES79 = 81
CES05 = 47	CES30 = 81	CES55 = 83	CES80 = 78
CES06 = 50	CES31 = 69	CES56 = 73	CES81 = 77
CES07 = 40	CES32 = 60	CES57 = 72	CES82 = 91
CES08 = 39	CES33 = 76	CES58 = 73	CES83 = 89
CES09 = 29	CES34 = 70	CES59 = 85	CES84 = 86
CES10 = 74	CES35 = 83	CES60 = 89	CES85 = 77
CES11 = 57	CES36 = 91	CES61 = 81	CES86 = 71
CES12 = 63	CES37 = 79	CES62 = 85	CES87 = 76
CES13 = 42	CES38 = 92	CES63 = 72	CES88 = 80
CES14 = 74	CES39 = 96	CES64 = 64	CES89 = 70
CES15 = 71	CES40 = 91	CES65 = 61	CES90 = 79
CES16 = 46	CES41 = 93	CES66 = 57	CES91 = 74
CES17 = 49	CES42 = 80	CES67 = 54	CES92 = 57
CES18 = 56	CES43 = 76	CES68 = 63	CES93 = 74
CES19 = 72	CES44 = 99	CES69 = 73	CES94 = 51
CES20 = 65	CES45 = 85	CES70 = 55	CES95 = 65
CES21 = 86	CES46 = 82	CES71 = 48	CES96 = 76
CES22 = 78	CES47 = 86	CES72 = 83	CES97 = 84
CES23 = 92	CES48 = 77	CES73 = 45	CES98 = 75
CES24 = 91	CES49 = 80	CES74 = 93	CES99 = 62
CES25 = 72	CES50 = 88	CES75 = 51	



Color Rendition by Hue-Angle Bin



Measure Comparisons



(END OF REPORT)